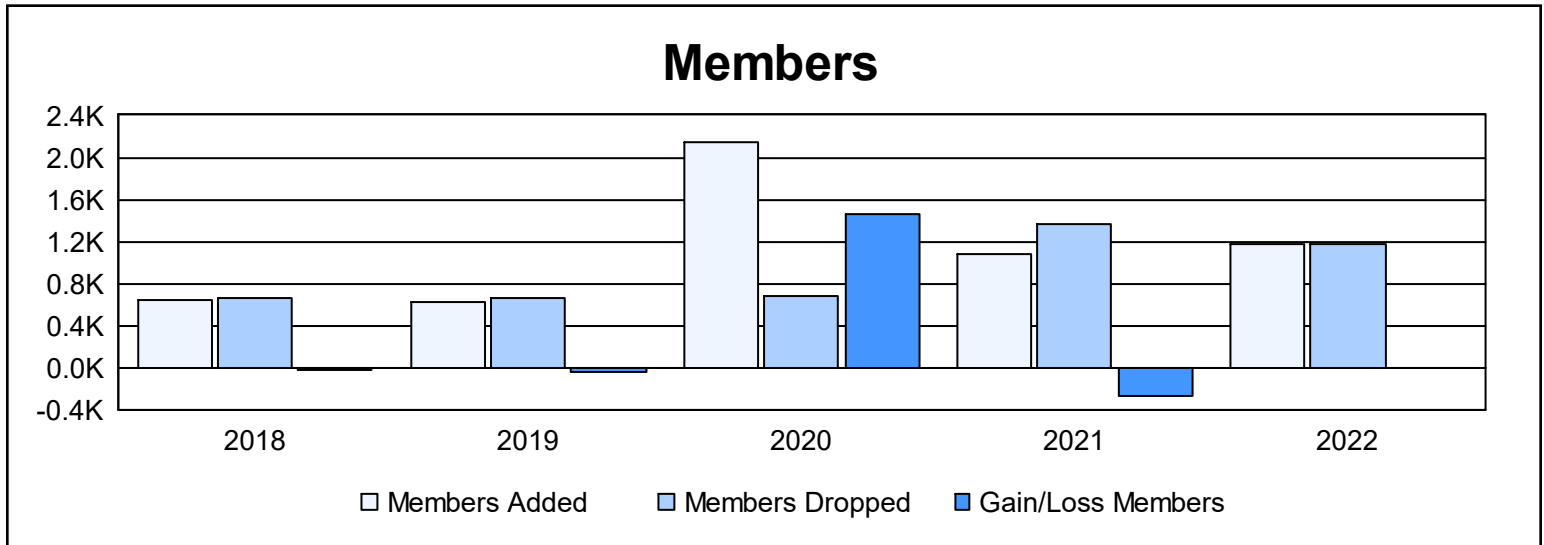
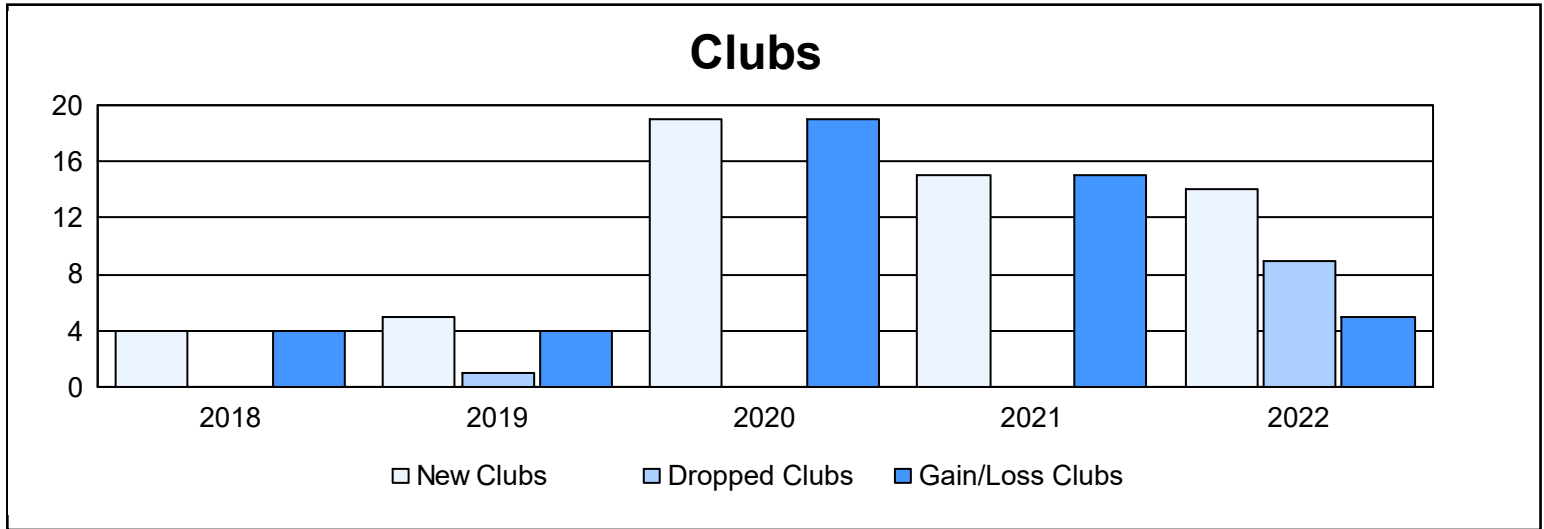
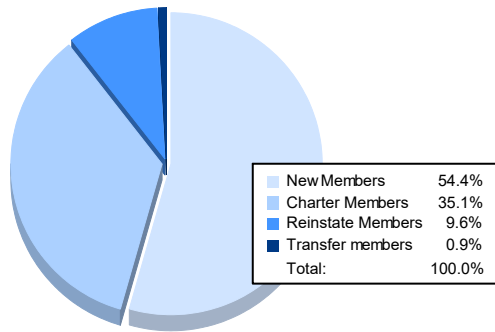


Year	New Clubs	Dropped Clubs	Gain/ Loss Clubs	New Members	Charter Members	Reinstate Members	Transfer Members	Total Member Added	Total Members Dropped	Gain/ Loss Members
2017-2018	4	0	4	404	143	88	9	644	663	-19
2018-2019	5	1	4	354	180	93	3	630	664	-34
2019-2020	19	0	19	1,535	516	79	14	2,144	676	1,468
2020-2021	15	0	15	565	464	49	5	1,083	1,356	-273
2021-2022	14	9	5	638	412	113	10	1,173	1,178	-5
Average	11	2	9	699	343	84	8	1,135	907	227



Membership Composition June 2022 Cumulative



Gender Composition June 2022 Cumulative

